


SINGLE GAS ALERT MONITOR OXYGEN / TOXIC / COMBUSTIBLE GASES

Hazardous Area



2 Wire

MAX 1000 METER




GM - 1100 SERIES - WP

Safe Area / Control Room


MAX 1000 METER

230 VAC
MAINS SUPPLY

RS-485 / RS-232
CONVERTER



Hazardous Area



3 Wire

MAX 1000 METER




GM - 1100 SERIES - FLP

Safe Area / Control Room

MAX 1000 METER

230VAC
MAINS SUPPLY

RS-485 / RS-232
CONVERTER



Features

- Dual Display of Gas Concentration & Set Point / Unit of Gas
- Microcontroller Based Latest, Accurate, Reliable & High Performance Technology that Eliminates False Alarm
- Advance Warning and Alarm Output
- Audio Visual Alarm Indication
- Two Independent Alarm Relay Output
- Optional Programmable Linear 4 - 20mA / 20-4 mA O/P with Respect to Gas Concentration
- Optional RS-485 with Modbus RTU Protocol
- Easy One Man Calibration at Site
- Suitable In Hazardous Area CCOE, CMRI & IP - 65 Approved
- User Friendly Operation
- Password Protected Programming with Password changing facility

Applications


- Oil & Gas Industries
- Chemical & Petrochemical Plants
- Chemical Processing Plant
- Pulp & Paper Plants
- Acid Alkalizes & Dyes Mfg. Plants
- Offshore Drilling & Processing Platforms
- Refineries
- Stack Monitoring
- Chemical Storage Area
- Ambient Monitoring
- Sewage Plants
- Fertilizers Plants
- Power & Industrial Plants
- Gas Metering Station
- Bullet Yard / Storage Yard
- Coal Mine and Confined Area
- Gas Pipeline Project
- Gas Cylinder Bank
- Heat Treatment Plants
- Automotive Industries / Paint Shops
- Burner / Furnace Areas

MUST FOR HUMAN AND INDUSTRIAL SAFETY

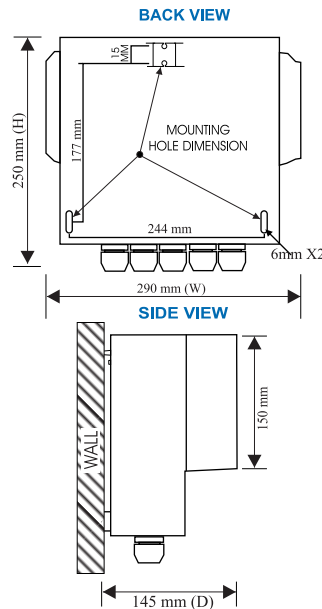
TECHNICAL SPECIFICATIONS

Input	4 to 20mA output from Oxygen / Toxic / Combustible Gase Transmitters	
Range	0 to 9999 In units of P.P.M. OR % L.E.L. OR % VOL. programmable by user	
Resolution	1 / 0.1 Resolution programmable by user	
Accuracy	± 1 % of full scale value	
Dual Display	Upper :- 4 Digit of 13mm(H) Red LED display for 'Gas Concentration' indication Lower :- 4 Digit of 13mm(H) Red LED display for 'Set Point Value' of Alarm Relay-1/ Unit of Gas	
LED Indication	AL1 & AL2 for Relay, FLT for Fail-Safe Relay, PRG for Programming mode, INB for Service / Inhibit mode, TST for Test mode, TX for Transmitting signal, RX for Receiving signal	
Set point	2 No, Independent set point for Alarm Relay-1 & Alarm Relay-2 with programmable latch & non- latch facility	
Control Action	LO / HI, HI / LO, LO / Very LO, HI / Very HI, Programmable by user	
Hystersis	0 to 100 counts, Individual setting for Alarm Relay-1 & Alarm Relay-2, Programmable by user	
Time Delay	Independent Programmable 0 to 9999 sec for Alarm Relay-1 & Alarm Relay-2	
Relay Output	Alarm Relay-1 operates for set point 1, Alarm Relay-2 operates for set point 2 & Fail-Safe Relay with normally-off or normally- on conditions selectable	
Relay Contact type	3 No, 1 NO-C- NC, 230 VAC/5A Relay contact for RL1, RL2 & Fail-Safe Relay	
Setting	Setting by 4 keys on front panel i.e. 'SET / NEXT', 'UP', 'DOWN' & 'TEST / BACK'	
Monitoring	i) By display : Sensor break/ open shows 'oFF', under range shows 'Undr' & over range shows 'oVer' ii) By Retransmission current : Up scale current : 21mA, Down scale current : 3mA, Programmable	
Supply Voltage	230 VAC ± 10% OR 110 VAC ± 10% OR 24 VDC	
Cable	1.5 sq. mm 3 Core OR 2 Core, Flexible OR Armoured shielded cable from Gas transmitter	
Operating Temperature	0 to 50°C ± 5%, Relative Humidity: Below 95% non Condensing	
Enclosure Details	GM - SERIES - WP (Weatherproof)	GM - SERIES - FLP (Flameproof)
Protection Class	IP-65	IP-65 for Gas Gr. IIA & IIB, CCOE & CMRI approved
Cabinet Material	Polycarbonate, gray colour	Cast Aluminum alloy, LM-6 / C.I. Enclosure
Cable Entry	Thermoplastic cable gland (IP 68) with clamping range of 2.5 to 6.5mm	Double compression cable gland (Ex-Proof), ¼" ET-type
Dimension	250 mm (H) x 290 mm (W) x 145 mm (D)	350 mm(H) x 290 mm(W) x 170 mm(D)
Mounting	Wall Mounting / Stand Mounting	Wall Mounting / Stand Mounting
Weight	Approx 2.5 kg	Approx 5.0 kg
Optional	a) Isolated RS-485 Serial port with MODBUS RTU protocol output b) SMARTLOG / SCADA SOFTWARE for online graph & data report for safety Audit c) Flame Proof or Non Flame Proof Industrial Hooter, Hooter cum Flasher, Chart recorder, Cables, PC software, Gas Transmitter, 24VDC power supply, Gas calibration kit d) Optional programmable linear 4-20mA / 20-4 mA O/P with respect to Gas concentration range	

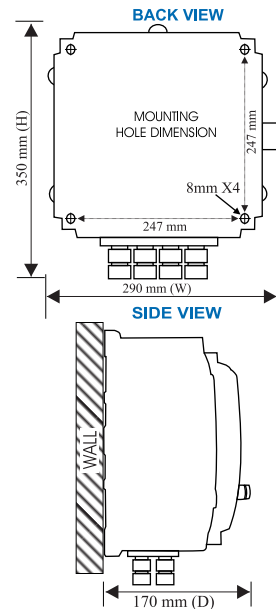
FRONT DESCRIPTION



WEATHERPROOF ENCLOSURE DIMENSIONS



FLAMEPROOF ENCLOSURE DIMENSIONS



Manufactured by :



AMBETRONICS ENGINEERS PVT. LTD.

17-B, Tarun Industrial Estate, Mogra Pada, New Nagardas Road, Andheri (E.) Mumbai - 69, India.
Mob.: 9320619646 • 9320621646 • Tel.: +91-22-66995525, 28371143 • Fax : +91-22-28226570
E-mail : project@ambetronics.com • gas@ambetronics.com • Web : www.ambetronics.com



Dealers:

Specifications subject to change without any prior notice