


UNIVERSAL DATA SCANNER / LOGGER



UIP - 1600 / UIP - 1600D - PMH
PANEL MOUNT HORIZONTAL



UIP - 1600 / UIP - 1600D - WP
WEATHERPROOF

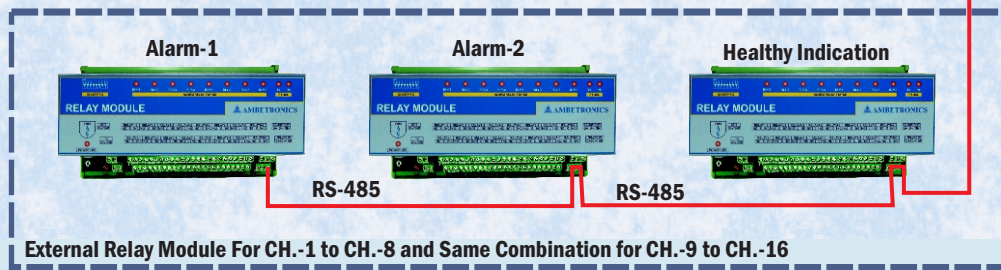



UIP - 1600 / UIP - 1600D - FLP
FLAMEPROOF

Remote Area

Safe Area / Control Room

MAX 2 meter



Features

- Used latest micro controller based technology for better accuracy.
- 16 Channel Universal input for all thermocouple, J, K, R, S, T, B, N & RTD (PT-100), 4-20mA, programmable by user.
- Easy on-line field calibration by front panel membrane keypad.
- Field programmable channel scan time 1 to 240 sec., Logging interval 1 to 9999 sec & Printing Interval 1 to 9999 sec.
- Remote acknowledgment facility for Relays.
- Optional RS-485 Modbus Serial Port.
- Optional serial Printing Port.
- Optional USB Host (Pen Drive) connectivity for online / logged data report.
- Optional Separate external relay module for Alarm-1, Alarm-2 & Healthy Indication; Provided separate relay output per channel for AL1, AL2 & Healthy Indication.

Applications

- ISO Certification records, Validation process certifying.
- Pharmaceutical process validation with graph & excel report in Autoclaves.
- Online profile recording for Oven & BOD, Incubator, Humidity Chamber.
- Winding temperature of generators, Bearings, motors, transformers.
- To know heat Profile in furnace, foundries for Heat treatment application.
- Primary & auxiliary temperature scanning of boiler.
- Chemical & Hazardous area where data monitoring is essential.
- Room Mapping in Pharmaceutical.
- Warehouse temperature monitoring, Blood Bank monitoring.

TECHNICAL SPECIFICATIONS

INPUTS	RANGE		RESOLUTION	ACCURACY
	Minimum	Maximum	NORMAL	FULL SCALE
RTD PT-100- (Resolution)	- 99.9°C	400.0°C	0.1	± 0.25%
RTD PT-100 (Without Resolution)	- 99°C	400 °C	1	± 0.25%
J - Type (Fe - CON)	-100°C	750°C	1	± 0.25%
K - Type (Cr - Al)	-100°C	1200°C	1	± 0.25%
R-Type (PT - 13%Rh / PT), S-Type (PT - 10%RH / PT)	-50°C	1750°C	1	± 0.25%
T - Type (Cu / CON)	-100°C	400°C	1	± 0.25%
B-Type (PT 30% Rh / PT 6% Rh)	+400°C	1820°C	1	± 0.25%
N - Type	-100°C	1200°C	1	± 0.25%
4 To 20mA	- 999	9999	Programmable by user	± 0.25%

General :

Display : 4 digits of 13 mm height Red L.E.D display for 'Process Value' indication
2 digit of 13 mm height Red L.E.D display for 'Channel Number' indication

Control Action : Low /High control action for the Alarm 1 & Alarm 2 user programmable.

Setting : Setting by 5 keys on front panel 'SET/NEXT', 'INCREMENT', 'DECREMENT', 'ENTER/HOLD', 'ESC/ACK' for PM & WP model and push button keys for Flameproof model.

LED Indication : 16 Nos Red LEDs of 3 mm for each for Alarm1, Alarm 2, Healthy indications for CH-1 to CH-16

Set Point : 2 independent set points for each channel with 4 common relay outputs & Relay can be used common for CH-1 TO CH-16 or can be assign to particular channel also, user programmable, programmable latch/non-latch facility for 4 common relays

Relay Output : 1 NO/C/NC Relay Contact Rated 5A/230VAC, for Relay-1, Relay-2, Relay-3, Relay-4

Remote acknowledgment facility for Relays.

Note : If fail safe relay condition select yes, then we can use three relay for alarm condition.

Environmental :

Operating Temperature : -10°C To 60° C
Relative Humidity : Below 95% non condensing

Optional :

- Isolated RS-485-1 serial port with MODBUS RTU protocol output.
- Isolated RS-485-2 for External Alarm Relay Module.
- Isolated serial port for direct printout on 80 column Dot Matrix serial printer without need of Computer (PC)
- USB host (Pen Drive) connectivity for online and log data report immediate (Use FAT-32 configure Pen Drive).
- Data Acquisition Softwares for online graphs & history data reports

Note : 'c' and 'd' not available in FLP Model.

Panel Mount Housing :

Protection Class : IP-40
Cabinet Material : ABS Plastic, Black colour
Cable Entry : Terminal Connector for Connection
Dimension for PMH : 96mm (H) x 192 mm (W) x 225 mm (D) (with connector)
Cutout for PMH : 88 mm (H) x 182 mm (W)
Mounting : Panel Mounting
Weight : Approx 1.5Kg

Performance :

Monitoring of Error Condition : Temperature sensor 'Break / Open' display shows 'Brk' indication. Under range 'Under'. Over range 'Over' indication for RTD & all Thermocouple Inputs

Scan Time : 1 to 240 sec scan time between each channel; programmable by user

Print Interval (Optional) : 1 to 9999 Sec for Direct print out on 80 Column EPSON LX-310 Dot Matrix Serial Printer

Logging Interval (Optional) : 1 to 9999 Sec log interval for data logger model; programmable by user

Logging internal memory (Optional) : Max.8000 readings storing capacity for all 16 channel **Data Logger model.**

Weatherproof Housing :

Protection Class : IP-65
Cabinet Material : Polycarbonate, grey colour
Cable Entry : Thermoplastic cable gland (IP 68)
Dimension : 305 mm (H) x 325 mm (W) x 170 mm (D) (with gland)
Mounting : Wall Mounting / Stand Mounting
Weight : Approx 2.5 Kg

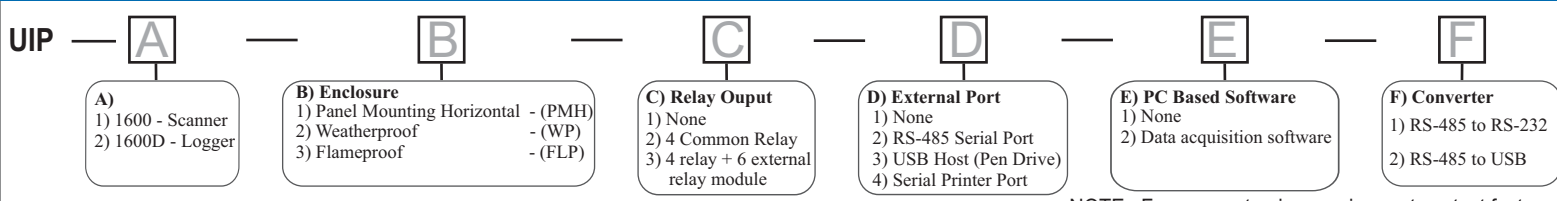
Flameproof Housing :

Protection Class : IP-65, CMRI for IIA & IIB Gas Group
Cabinet Material : Cast Aluminium alloy, LM-6 / C. I. Enclosure
Cable Entry : Double compression cable gland, 3/4" ET-type
Dimension : 458 mm (H) x 350 mm (W) x 170 mm (D) (with gland)
Mounting : Wall Mounting / Stand Mounting
Weight : Approx 15 Kg

Electrical :

Supply Voltage : 90 to 270 VAC, 50Hz OR 110 VDC to 270VDC

ORDERING INFORMATION



NOTE : For any customize requirement contact factory

Manufactured by :



AMBETRONICS ENGINEERS PVT. LTD.

17-B, Tarun Industrial Estate, Mogra Pada, New Nagardas Road, Andheri (E.) Mumbai - 69, India.
Tel.: +91-22-61673000, 28371143 • Fax : +91-22-28226570 • Mob.: 9324571143
E-mail : sales1@ambetronics.com • sales@ambetronics.com • Website : www.ambetronics.com



Dealers:

Nascon Instruments
Process control instrumentation
7-2-202, II Floor, Ghasmandi Road, Secunderabad-3
Ph: 040-64521937, Telefax: 040-66206871
Email: nasconin@yahoo.com
url: www.nasconinstruments.com

lect to change without any prior notice

UNIVERSAL DATA LOGGER



USB

CHANNEL

08

PROCESS VALUE

0030

	CH-1	CH-2	CH-3	CH-4	CH-5	CH-6	CH-7	CH-8	CH-9	CH-10	CH-11	CH-12	CH-13	CH-14	CH-15	CH-16
HTY	<input type="radio"/>	<input type="radio"/>	<input type="radio"/>	<input type="radio"/>	<input type="radio"/>	<input type="radio"/>	<input type="radio"/>	<input type="radio"/>	<input type="radio"/>	<input type="radio"/>	<input type="radio"/>	<input type="radio"/>	<input type="radio"/>	<input type="radio"/>	<input type="radio"/>	<input type="radio"/>
AL1	<input type="radio"/>	<input type="radio"/>	<input type="radio"/>	<input type="radio"/>	<input type="radio"/>	<input type="radio"/>	<input type="radio"/>	<input type="radio"/>	<input type="radio"/>	<input type="radio"/>	<input type="radio"/>	<input type="radio"/>	<input type="radio"/>	<input type="radio"/>	<input type="radio"/>	<input type="radio"/>
AL2	<input type="radio"/>	<input type="radio"/>	<input type="radio"/>	<input type="radio"/>	<input type="radio"/>	<input type="radio"/>	<input type="radio"/>	<input type="radio"/>	<input type="radio"/>	<input type="radio"/>	<input type="radio"/>	<input type="radio"/>	<input type="radio"/>	<input type="radio"/>	<input type="radio"/>	<input type="radio"/>

SET
NEXT

▲
INCR

▼
DEC

←
HOLD

ESC
ACK

 AMBETRONICS

UIP-1600D-PMH